



District Report Card: 2017


State: Maharashtra	District: Buldana
Class: 3	Subject: Language
Schools: 61	Students: 1389


Participation/Coverage


Students

 GENDER	Boys		Girls	
	Number	%	Number	%
	712	51.26	677	48.74

 AREA	Rural		Urban	
	Number	%	Number	%
	1080	77.75	309	22.25

 CATEGORY	SC		ST		OBC		GEN	
	Number	%	Number	%	Number	%	Number	%
	250	18.00	103	7.42	689	49.60	347	24.98

 CWSN	LD	VI	HI	S&LD	ID	Oth
	1	0	0	1	0	25

 Management	Government		Government-aided	
	Number	%	Number	%
	1074	77.32	315	22.68

Average Performance of Students in Language (%)

Overall	Gender		Area		Management		Social Group			
	Male	Female	Rural	Urban	Govt.	Aided	SC	ST	OBC	GEN
68.38	68.99	67.75	67.70	70.77	68.18	69.08	65.65	65.76	69.49	68.93

Performance on Learning Outcomes (LOs)

Learning Outcomes	Description	Average Performance(%)
L304	Reads small texts with comprehension i.e., identifies main ideas, details, sequence and draws conclusions	68.98
L312	Reads printed scripts on the classroom walls: poems, posters, charts etc.	67.20

Range of Performance of Students who Answered Correctly							
Below 30%		30% - 50%		50% - 75%		Above 75%	
Number	%	Number	%	Number	%	Number	%
113	8.14	231	16.63	406	29.23	639	46.00

Lowest Performing Learning Outcomes (LOs)

1 - Reads printed scripts on the classroom walls: poems, posters, charts etc. (67.20)

2 - Reads small texts with comprehension i.e., identifies main ideas, details, sequence and draws conclusions (68.98)